



The

Texas Beekeepers Association

Journal



Jan / Feb 2021

www.texasbeekeepers.org

Issue 21-1

The advertisement is divided into two main sections. The top section features a collection of various metal beekeeping equipment, including a wire mesh cage, a circular metal frame, a perforated metal disc, a metal shield, and a rectangular metal box. The text "MADE IN THE USA" is prominently displayed in a large, bold, black font, with two stars below it. To the right of the equipment is a vertical strip of the American flag. The bottom section shows a photograph of four workers in a factory setting, with a large metal machine in the foreground. The Dadant logo, a stylized 'D' inside a hexagon, is visible on the equipment and in the bottom left corner.

MADE IN THE USA

DADANT & SONS, INC.
HAMILTON, IL 62341

Dadant

Online Toll-Free dadant.com 888.922.1293



President's Report from Ashley Ralph

Wow, it's 2021! This may be a short article for me as we work to finish preparing our bees for their annual trip to California. It's a busy and exciting time of year. Our bees are bringing in a ton of pollen which means queen rearing and splits season is right around the corner.

Our TBA Board has a new member! Roger Farr stepped down after his second productive term and we're so grateful for his contributions to building systems for TBA and THBEA. Rebecca Vaughan has graciously agreed to accept an appointment to this position, she has done an amazing job working on our events for the past 2 years and we're so excited she has joined our TBA Board.

We also have some exciting new members to the Texas Honey Bee Education Association Board of Directors. Congratulations to our new chair, Chris Doggett, as well as Laura Weaver, Julie Norman, and Beth Derr.

TBA has been working on fulfilling a grant in partnership with members of Agrilife, Texas Apiary Inspection Services, Texas Master Beekeeper Program, and Agrilogic Consulting. This grant aims to provide education tools and resources to educators of youth programs as well as programs like 4H and FFA. We can't wait to share the progress in the coming months.

Finally, your TBA legislative team (myself, John Swan, Dodie

Stillman, Charlie Agar, Chris Moore, Dennis Herbert and Leesa Hyder) has been diligently covering the 87th Texas Legislature since opening day on January 12. Consistent with Resolutions passed by the TBA membership at our last annual meeting in November 2019, we will be closely watching for proposed legislation that may affect Chapter 131 of the Texas Agriculture Code and apiary regulations, the beekeeping qualification for agricultural valuation, the management of roadside and public land for valuable bee forage, the honest and ethical marketing of real Texas honey and the general interests of all scales of Texas beekeepers.

We're prepared to take appropriate action consistent with the membership resolutions and TBA's mission. Additionally, TBA has worked hard over the past several years to form strong alliances with other ag groups. Recently, TBA was invited to become a member of the Texas Agriculture Council. (<https://txagcouncil.org/>) Texas Ag Council members represent a majority of the agricultural interests in the state. We believe this will give us a forum to improve collaboration between beekeepers and other ag industries in Texas.

We're excited for a new year and looking forward to continuing to serve our members. As always, reach out if you'd like to get involved in upcoming projects.

In This Edition

President's Report.....	3
Vice President's Report.....	4
Preparing.....	6 - 7
In Memoriam.....	9
Coalition Buzz.....	10
Youth Beekeeping Grants.....	11
The Brantley Column.....	13

Update from Bee Lab.....	16 - 17
TAIS Update.....	22 - 23
In Memoriam.....	24 - 27
Varroa Mite Treatment.....	28 - 32
Honey Bee License Plate.....	35
Association Listing.....	36 - 38
Director Listing.....	39

Front Page Picture by Kirk Kirksey



Vice President's Report from John Swan

Is that a light at the end of the tunnel, or is that just the view from 2021? Hopefully they are one and the same! I think we can all agree that last year was full of challenges that none of us ever thought we would have to face. Luckily, we are looking at a brand-new year and a chance to build on both our successes and failures from years past. Winter is a great time to start prepping for the upcoming season. And, here at TBA, we are already finalizing our plans for the rest of 2021 and looking ahead to the 2022 season as well.

There will be a lot going on in 2021, despite the continued struggles the world is still facing with COVID. This year will bring about another Texas Legislative Session and TBA will be keeping a close eye on any potential legislation that could impact beekeeping/beekeepers in our great state. If anything of note should arise, we will post it on the TBA Website as well as utilizing other communication outlets to ensure our membership is informed about any issues that could affect them.

The arrival of COVID may have forever changed the way some aspects of our world works, and it definitely impacted the ability of our local associations to be able to offer continuing beekeeper education. Luckily though, like any strong colony, we have all adapted to these changes and found ways around some

of these challenges. Last year, for the first time ever, we held a virtual beekeeping event for anyone who was interested in joining. This endeavor showed us that there are many different ways that we can not only reach our local members, but also beekeepers across the country and around the world who were looking for access credible information and education. With the unknown path of COVID still very much a concern, and the slow rollout of potential vaccines, we have made the decision to host another virtual beekeeping event in place of our Summer Clinic this year as well, and we are happy to announce that Tom Seeley will be our esteemed guest and keynote speaker for this event in June. However, we are also moving forward with plans to return to an in-person event setting for our Winter Convention this November. So, stay tuned as more details will be sent out about each of these events as the dates draw closer.

Lastly, this winter has been all over the place with both record high temps and record snow falls in areas that typically do not get any snow at all. These drastic changes in weather and temperature can test the strength and resilience of a colony. Be sure to check in on your bees to ensure they still have a healthy population size for this time of year, as well as ample food stores to make it through the last parts of our Texas winter season.

SECOND PRINTING \$25 PP	FIRST EDITION \$39 PP	\$20 POSTPAID	FIRST EDITION \$28 PP
<p>WWW.WICWAS.COM ORDERS@WICWAS.COM WICWAS PRESS 1620 MILLER ROAD, KALAMAZOO MI 49001 USA</p>			

SUPPLYING THE BEST IN **TEXAS**

Visit our fully-stocked Marshall, Texas location for all your beekeeping needs. From syrup to suits to the industry's highest quality woodenware, we've got you covered.



STORE HOURS **MONDAY-FRIDAY**
8 AM - 5 PM
SATURDAY
8 AM - 4 PM

**1600 COMMERCE STREET
MARSHALL, TX 75672**

Pro-Sweet 77

- *Won't crystallize or ferment*
- *Helps bees put on weight*
- *Stimulates bees*
- *Pick-up and delivery available*

ULTRA BEE

- *Increased brood production*
- *Beneficial vitamins, lipids & minerals*
- *Complete amino acid profile*
- *Made in the USA by Mann Lake Ltd.*

QUALITY WOODENWARE

- *Hive bodies*
- *Frames*
- *Kits*
- *Hive Components*

MANN LAKE
WE KNOW BEES

844-433-6033
www.mannlakeltd.com

Preparing

"The Continuing Journey of Two Eighth-Year Small-Scale Beekeepers" TBA Journal Article – January 2021

by Roger and Sue Farr, Caddo Trace Beekeeping Association (CTBA), Mount Pleasant, Texas;
Master Level Beekeeper - Texas Master Beekeeper Program (Roger)

Pictures are by the authors unless otherwise indicated.



Photo - Hudson Old, *East Texas Journal*

Preparation is a key to creating successful events. Some would even say it is THE key. This month we'll share the preparations we are making to be ready for a successful 2021. Perhaps these will be helpful for you!

Preparation in our personal lives.

Our daughter chose to get married in 2019 to a wonderful man on a significant day (Saturday before Easter, as we did) in a special place, and those choices were set in stone. The difficulties arose because of the timing and the location: Easter week at a church two hours away. We all planned, adapted, and worked really hard to create a God-honoring wedding. Next time you talk with Roger, ask about the Ländler!

We traveled again to Nigeria in 2019 and, as always, enjoyed kind people, lively meetings, spicy food, and great fellowship there. Everything went according to schedule until a bridge wash-out caused a six-hour delay to our car journey. We were mentally prepared for turmoil on Nigerian roads, so we weren't concerned initially. However, the realities of the timing and the location showed up. The daylight turned into dusk, and we were "out in the boonies," still two hours from any city. The only visible lights were headlights from the kilometers-long line of mostly trucks on both sides of the river, and those from inside our car, as several multi-colored dashboard warning symbols had flashed for hours – and then locked on – proclaiming an overheated engine. Next time you talk with Sue, ask about the road to Ibadan.

Our impetus to better preparation in the apiary.

We were behind the curve last year as winter 2020 in northeast Texas was milder and shorter than we expected. We had to hustle to stay up to – but not ahead of – our bees, and we played catch-up during queen rearing and nucleus hive raising, as both timing and location were significant issues.

We began 2021 by preparing in several areas.

Production Apiary Preparation

Our hive stands are aging. One leg has sunk into the ground, so we had to make a temporary repair. We'll fully repair it as we go into winter 2021. When we built these stands, we never anticipated that we would have SEVEN medium boxes on one hive, but we did last fall.

Feral hogs and armadillos rooted up the mulch in the apiary, causing uneven footing. We placed more mulch with our small tractor during cold morning when the bees were not flying. We've also set traps for the armadillos, but so far, we've only been able to catch our cats!

Our one apiary shade tree that blesses us in July had low-hanging branches. We had a tree contractor with a bucket truck come to remove mistletoe from several trees. It was a cold morning so he agreed to do some tree trimming around the bee boxes. We rewarded him with a check and some of our honey, both extracted and spun.



In our zeal to provide flowers to the bees, Sue carefully planted many trees and bushes near the apiary in 2017. Now, however they were vigorous and encroached on our work area. We moved them on a cold December morning while the bees dined on honey and bee bread.

Roger moved all the bee equipment to one protected area and inventoried it. He also made repairs to boxes and frames damaged over the eight years we've kept bees. We also culled old wax frames from our brood boxes to reduce the impurity load on developing bees.

In December, we treated our nine hives for varroa using the oxalic acid vaporization method. This has worked very well for us over the last four years. We start the year in January with near zero mites and few hive beetles. This usually means that we treat one or two hives in September for varroa using Apivar and use no additional hive beetle control. Healthy bees take care of lots of problems!

Lastly, we decided during our January mid-winter inspection, to try giving resources to our bees in a different way. We'd read in the American Bee Journal, how a small-scale beekeeper utilized Perma-comb frames filled with a 50/50 mixture of powdered sugar and pollen substitute to supplement hives low on resources. We placed one frame of this mixture in each hive and we'll see what happens.

Nucleus Hive Yard Preparation

We are a small operation and do not have "out apiaries" as others do. Similarly, we raise our nucleus hives in the same general vicinity as our production apiary. This just makes things easier for us as small-scale beekeepers.

Since the area where we have our nuc yard set up is not frequently used, we had to cut back bushes, remove trees, and control vines to ensure good footing and no interference with our new nucleus hives. We also standardized this year with our building blocks and 4x4 boards and set up additional stands to give us more room between hives to better work the bees.

Bee Suits and Protective Equipment Preparation

Most protective gear relies on elastic bands to keep things buttoned-up from bees. Sue replaces the elastic every year and also does a quick check of the other components of the suit, repairing any rips or tears that could let bees into our "bonnet!"

This is also the time to replace gloves. We buy them by the dozen and go through one or two pairs each in a year. Sue has begun to wear the nitrile rubber examination gloves under her goatskin bee gloves for added protection.

I wore out my high-top hiking boots which I used in the bee yard and as protection when I work on our farm. I've gone to 12-inch high-top Muck Boots for my feet since the (replacement) low top hiking style boots simply did not stay sealed. Now, I don't have stings on my ankles anymore!

We'd love to hear about your beekeeping adventures!

Roger and Sue Farr - rdfarr@gmail.com; sue.farr1@gmail.com





**Order Your
Packages Today
(936)537-1952
(281)705-2491**



**TRANSFORM HIVES WITH ONE
OF OUR REIGNING QUEENS**

SASKATRAZ ECONOMIC SUSTAINABILITY
CARNIOLANS HONEY PRODUCTION
ITALIANS OVERWINTERING
TOLERANT TO ENVIRONMENTAL CHANGES

ORDER WINTER QUEENS NOW
OHB IS THE ONLY CERTIFIED PRODUCERS OF THE SASKATRAZ™ HYBRID QUEEN IN THE U.S.

- OUR STOCK IS CERTIFIED AHB FREE
- SMALL HIVE BEETLE FREE
- FOUNDING MEMBER OF PROJECT APIS M (PAM)
- FOUNDING MEMBER OF BEE INFORMED PARTNERSHIP

OHB
Olivarez Honey Bees

**QUALITY QUEENS FOR THREE GENERATIONS
GUARANTEED NEXT DAY AIR DELIVERY**

CALIFORNIA/HAWAII **TOLL FREE**
530. 865. 0298 **877. 865. 0298**

OHBees.com   OHBEESHQ  Olivarez Honey Bees

In Memoriam

Texas A&M Department of Anthropology

It is with the heaviest of hearts that we share this news. Our friend, our mentor, our dearest colleague, Dr. Vaughn Bryant, passed away peacefully this morning after battling one of the most aggressive forms of cancer the past several years. He will be remembered with the greatest fondness for his kindness of spirit and his generosity of heart.

He created our department, made so many careers and futures here possible, and touched the lives of every person he came in contact with during his 50 years in the Department of Anthropology. We will miss him dearly. A memorial scholarship will soon be established in his name.

Because of the pandemic, a service has not yet been planned, but we will share more details as soon as we can.
May be an image of 1 person



**Would any member of TBA interested
in helping with this Journal contact
Chris Doggett
ckdoggett@gmail.com**

Help includes:

Obtaining suitable articles

**Working with Adobe products to
format articles appropriately and
similar editorial activities**

Thanks



HONEY BEE
HEALTH
COALITION

COALITION BUZZ



Farmers and beekeepers are partners in supporting productive agriculture. That's why the **Honey Bee Health Coalition** is working across sectors to develop the tools and resources farmers and beekeepers need to protect pollinators and ensure honey bees thrive in agricultural landscapes.

Read on for Coalition updates and don't forget to visit our website for resources to manage varroa mites, protect pollinators from incidental pesticide exposure, plant forage, and partner with other agricultural stakeholders to implement an integrated approach to pollinator health.

You can also follow us on Twitter and Facebook as we post about pollinators and share resources we've developed to help them.

Bees on Public Lands

Public lands – including those managed by the U.S. Department of Agriculture (USDA) U.S. Forest Service (USFS) and other federal agencies – provide hundreds of millions of acres of habitat for managed and native pollinators nationwide. Beekeepers rely on access to public and private lands to provide nutrition for their honey bee colonies that, in turn, ensure successful crop pollination and production.

A July 2020 petition to the USFS by Center for Biological Diversity, Xerces Society and others has heightened debate regarding permitting of honey bee apiaries and the interactions of honey bees with native pollinators. The Honey Bee Health Coalition has developed a briefing paper to ensure awareness of the subject and to provide background on past Coalition conversations on this topic, information about member-led responses to the petition, considerations and key messages, and a sampling of relevant scientific resources. The Coalition also organized a sign-on letter to the USDA and USFS underscoring the importance of public lands for honey bees.

USDA/EPA Pollinator State of the Science Workshop

In September 2020, many Coalition members participated in the Pollinator State of the Science Workshop co-hosted by the U.S. Department of Agriculture (USDA) and U.S. Environmental Protection Agency (EPA). The Workshop served as a stakeholder forum to discuss science and research priorities related to pollinators in agriculture, and to inform federal suggestions on research priorities and goals. Coalition members look forward to seeing USDA's upcoming report on research priorities and to championing such research.

ICYMI: Hive Treatments Made Easy

There is a lot of misguided information out there on treating hive pests and disease. Using unregistered treatments — or registered treatments not in accordance with their label instructions — is not only illegal, it could also hurt you and your bees. Plus, it could mean hive pests and diseases become resistant to the tools beekeepers rely on.

That's why the Honey Bee Health Coalition released two one-page guides, one for the U.S. and one for Canada, that list all the current, legal, registered products that effectively control the most common hive pests and disease. These include American and European foulbrood, nosema, small hive beetles, tracheal mites, varroa mites, and wax moths.

Looking ahead to 2021

The Coalition is looking forward to launching variety of new resources, demonstration projects, and cross-sector dialogues in 2021 on topics of pollinator habitat, crop pest management, and hive pest and disease management. Please stay tuned for more soon, and in the meantime have a happy and healthy holiday season.

Reprinted from Catch the Buzz

**ACCEPTING APPLICATIONS
NOW THRU FEB 6, 2021**

BEEKEEPING GRANT

YOUTH EDUCATION - TBA & THBEA



APPLY HERE: WWW.THBEA.COM

Do you want to start a youth program at your bee club? Or maybe grow your current program?

**The Texas Honey Bee Education Association has grant money to be awarded!
Visit: <https://thbea.com/youth-beekeeping-education-grants/> for details and applications.**

Bee Weaver

HONEY FARM

Queens and Bees

NOW TAKING ORDERS FOR SPRING 2021

Booking Spring Tours, Tastings & Lessons

SEE THE BEES, LEARN BEEKEEPING AND MORE!
PUBLIC AND PRIVATE TOURS AVAILABLE




TASTING ROOM NOW OPEN




FLIGHTS, BOTTLES, GROWLERS & CROWLERS
THUR 4-7 FRI 2-7 SAT 12-7 SUN 12-4



LIVE BEES • MERCHANDISE • HIVE TOURS • LESSONS • HONEY BAR • BEE EXPERTS • MEAD TASTING ROOM

BEEWEAVER.COM 16481 CR 319 Navasota, Texas 77868 (512) 535-2219 Follow the  signs! @wildflyermead @beeweaverhoneyfarm



The Brantley Column

from S. S. Brantley

*2016 Life Member Texas Beekeepers Association
2017 Life Member Louisiana Beekeepers Association*

February is the dawning of the new beekeeping season. The weather will begin to be moderate at night with not so many 30 degree mornings. If you do a close inspection you will find the buds on many trees are swelling in anticipation of the eminent spring. Your lawn will start to show yellow, pink, lavender flowers in the grass. Early Bradford pears will be white. All of this new growth is telling us that spring is not far behind.

Trees will be producing pollen, particularly early bloomers like Elm and Wild Plum. If you watch the pollen baskets of bees at the landing board, you will see green, red, yellow and orange pollen, and in some cases, the slick reddish color of propolis.

If the weather is warm enough to do hive inspections, this is what you will probably find in a healthy double brood box hive: The top brood chamber should have six frames of capped honey. The frames will be dark black in color. Do not be alarmed as this is the normal color for a frame of over-wintered capped honey. You may also find from one to six frames mostly covered with bees working any open cells. These cells could be only an egg-shaped area just above the bottom bar. This past MLK day, I was helping a beekeeper do inspections and we also found frames covered with bees on capped brood, c-shaped larva, and freshly laid eggs.

On the final "put to bed" inspection of the winter of 2020, we found one hive had a queen laying above the excluder in all of the three honey supers. We decided not to spend a lot of time going through three supers to find her. Instead, we removed the excluder to allow her to do as she wished. On today's inspections, we found no signs of a queen in the honey supers but several frames of breakfast-plate sized areas of beautiful light brown capped brood in the top brood chamber below the supers. We replaced the excluder above the second brood box and will see if there is any sign of the queen in the supers at the next inspection.

February is a good month to change out any boxes where the

corners have rotted enough to allow bees to enter and exit the hive. If your bees can come and go, so can robbers and pests. Do this on a warm afternoon.

Move any bad frames to the outside. When they are emptied of pollen, nectar and brood, you can replace them with new frames of foundation.

Some beekeepers are already talking about making splits. Unless you already have a mated queen, it is much too early to make a split. Remember, as you inspect your hives and you break apart the drone cells that hang between the bottom bar and the top bar below it, you can see the eyes of the drone pupa. If the eyes of the drone pupa are not yet a dark purple, the drone will not be mature enough to mate with the queen raised in a split made at that time. If the drone pupa eyes are a dark purple, the drone will be sexually mature at the time the new queen is ready for her mating flight. If you split too early, you run the risk of the queen being poorly mated and failing after the honey flow or during the height of the Varroa mite buildup. This can cause an "unexplained" hive loss because you knew you had a spring queen in that hive.

2021 is promising to be an interesting year. Bee scientists in Finland have developed a vaccine for honey bees that can protect hives from foulbrood. This is considered a major discovery since bees were considered to not develop antibodies and therefore not amenable to vaccination. My wish would be for someone to invent a vaccination to make bees no longer susceptible to Varroa.

You could do some experiments of your own this season. If you do not raise Nucs, commit to keep a few Nucs in your apiary. I recommend one Nuc for every two hives in your apiary. Why? You will have immediate access to a queen for splits or replacement. It could mean the difference in saving or losing a hive.

Do You Purchase From Amazon.com?

Go to Smile.Amazon.com

Same products and same prices

Choose THBEA (Texas Honey Bee Education Association)

Amazon will donate a percentage of your purchase to us

**This supports the Texas Honey Queen program
and many other Educational Activities**



beekeepers helping beekeepers™




SuperDFM®-HoneyBee™

Premium Probiotic

Contains **Live** Microbes
Like **Real Pollen** Does

- Support Brood Buildup
- Balance Gut Microbes
- Strengthen Immunity
- Increase Vitellogenin
- Optimize Digestion
- Maximize Nutrition
- Reduce Viruses



SuperDFM® has seven kinds
of beneficial bacteria to keep your
bees strong and healthy



Shop at **TexasBeeSupply.com**

1(800)356-4229



Call for Volume
Discount \$\$

Order Your "Sweet as Peaches" Nucs & Packages NOW for 2021



Nucs are \$250 with an \$100 non-refundable deposit
Each nuc comes with two to three frames of brood eggs and larva one pollen/nectar and one honey/nectar frame. All nucs will have mated queen and have gone through at least one brood cycle and had a spring mite treatment

#2 Packages are \$150 with an \$100 non-refundable deposit

Comes with a mated queen

Easy to install & great way to save money!

Please make sure your email and phone number is correct when ordering so we can notify you with the pick up date.

OLD SECURITY FARMS (281) 705-2491
WINDING CREEK APIARY (936) 537-5103

Greetings from Dr. Juliana Rangel at Texas A&M University

*Assistant Professor of Apiculture, Department of Entomology,
Texas A&M University*



Dear TBA members,

Happy new year for you and yours this 2021! At last, 2020 came and went, and now we can look ahead with hope for a safer year. We certainly had a challenging year, but it was also full of achievements and pride for me and our team. First, I would like to congratulate Alex Payne, who received the highly prestigious Vice Chancellor's Award in Excellence for Graduate Student Research at this year's College of Agricultural and Life Sciences virtual award ceremony on 14 January 2021. There was only one awardee per category, which made this honor even more special. Congratulations Alex, we are very proud of you!

I also want to congratulate our Ph. D. student Jordan Twombly Ellis on being selected as one of four apiculture graduate students to be awarded a scholarship in the amount of \$3,000 USD through the 2021 award cycle of the Foundation for the Preservation of Honey Bees Scholars Program!!!! The purpose of this scholarship, in addition to providing modest financial support, is to foster professional development of emerging apiculture scientists by allowing award recipients to attend the American Beekeeping Federation (ABF) Conference & Tradeshow. This year's event took place virtually, on January 5-7, 2021.

I had the fun experience of being interviewed for the Finding Genius Podcast. Check out the interview here: <http://bit.ly/2KBjfRT> Some of the content for the podcast includes:

The queen bee has to get it right when she mates, because she only has one intense mating session for the duration of her life. The queen bee's anatomy and basic honey bee biology work together for success and Julian Rangel Posada tells listeners how.

- Why the queen flies a mile away to mate as well as other interesting details of honey bee social behavior,
- What the exact mechanics of honey bee mating are and why drones are "expensive" to maintain, and
- What she's researching about pollen choice and lipid-to-protein ratios that help bees maintain health and improve recovery from viruses they contract from types of mites.

The number one problem for honey bees is the varroa mite, and she starts the conversation addressing how her lab showed that the chemicals used to treat the mites actually affects both the mites and bees. The wax that makes up the honey comb absorbs the chemicals like a sponge, and bees grow and develop within this wax home, absorbing the chemicals. The chemical buildup causes queens to develop lower reproductive capacity and also affects drone sperm and viability. She shares various ways they advise beekeepers to mitigate this affect, including clearing out the wax every few years.

She also describes for listeners a detailed and fascinating description of honey bee mating, one of several honey bee behavioral adaptations evolved to increase genetic diversity and

reproductive success. She explains the harsh life of the drone, reared for mating and killed off quickly after they've done their job. She also describes the drone's endophallus and how a queen manages multiple mates and their sperm by taking in this organ. The next mate removes the endophallus of the previous one and so on, until she has sperm from multiple mates to continue producing eggs for years. In addition to reproductive studies, her lab is researching foraging behavior and nutrition to see if honey bees are using certain pollens with various ratios of lipid-to-proteins that affect their survivability.

For more, see her lab's Facebook page, facebook.com/TAMUhoneebeeelab, which includes a "stay-at-home beekeeping series." Available on Apple Podcasts: apple.co/2Os0myK

The Honey Bee Lab at Texas A&M University is conducting a student-organized survey to better understand how COVID-19 has impacted Texas and Louisiana beekeepers (see attached flier). The purpose of this survey study is to identify what beekeeping practices, operations and/or available learning opportunities have been most impacted by the pandemic in 2020 and into 2021. By identifying what aspects of beekeeping have been impacted by COVID-19, our goal is to help the industry determine what solutions can be applied in the future to mitigate these issues. We invite backyard, sideline and commercial beekeepers with any level of experience to participate in this study. The survey is very short and should only take about 5-10 minutes to complete. You must be a beekeeper and be 18 years or older in order to participate. All survey responses are anonymous, and no personal information is tied to an individual's response. These survey results will be compiled and analyzed for a future publication by our lab. The survey can be found and completed at: <https://forms.gle/DTdGqgPDpDbuAZwQ7>. If you want to participate and have questions or comments regarding this study, please contact us at: tamuhoneybeesurvey@gmail.com. Please share this email and help us advertise the study with all of your beekeeper contacts. The more responses we get, the better able we will be at understanding the effects of COVID-19 on our regional beekeeping operations. Our apologies for multiple postings of this message.

The next session in the At Home Beekeeping Series will be Tuesday, January 26, from 6:30-7:30 CST. Our speaker this month University of Florida's Dr. Jamie Ellis. He will be discussing the honey bee colony's year. Please help us out by sharing this info on your social media sites and sending the flyer to your partners and local beekeeping associations. Here is the link to the event on Facebook: <https://www.facebook.com/events/3708042452609068>. The event is also shared on the Lawrence County Extension page: <https://www.facebook.com/LawrenceCountyextension>. Feel free to just share the event or this post onto your Facebook sites!! No need to register, just log on a few minutes before we begin. We hope you will join us and

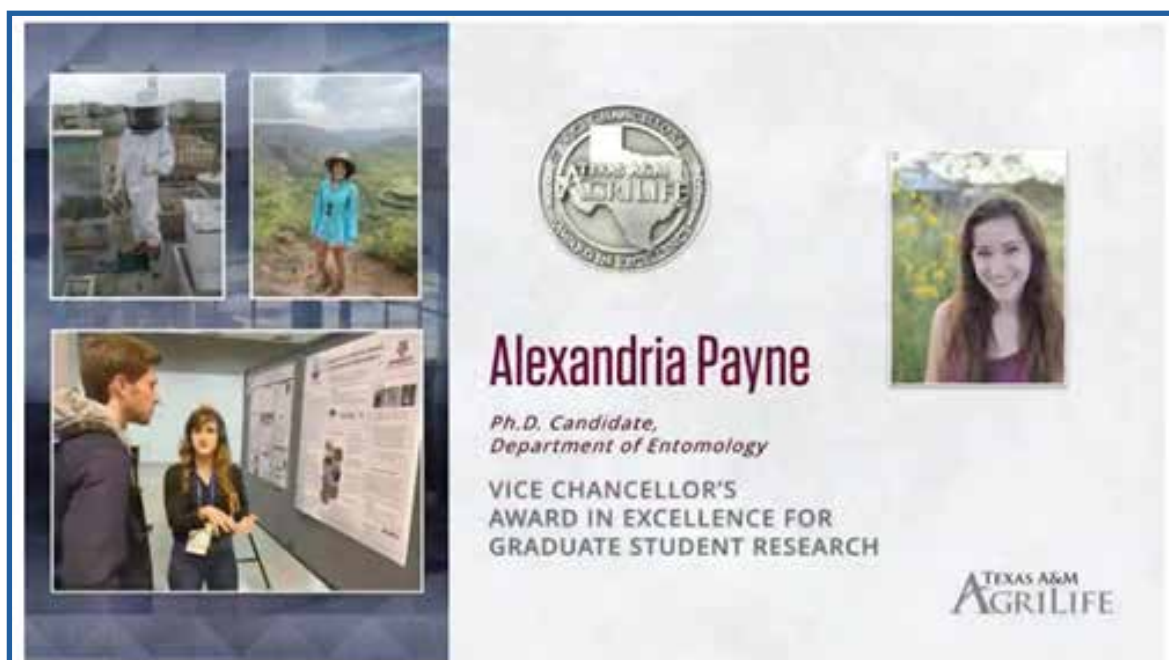
spread the word to your beekeeping friends and clubs!

On the research front, our latest paper on the genes that might be involved in long-term sperm storage in the honey bee queen spermatheca just came out in the journal PLoS ONE and it is free to download! Transcriptomic analysis of the honey bee (*Apis mellifera*) queen spermathecae reveals genes that may be involved in sperm storage after mating. Juliana Rangel, Tonya F. Shepherd, Alejandra N. Gonzalez, Andrew Hillhouse, Kranti Konganti, Nancy H. Ing. <https://journals.plos.org/plosone/article?id=10.1371/journal.pone.0244648>

Abstract. Honey bee (*Apis mellifera*) queens have a remarkable organ, the spermatheca, which successfully stores sperm for years after a virgin queen mates. This study uniquely characterized and quantified the transcriptomes of the spermathecae from mated and virgin honey bee queens via RNA sequencing to identify differences in mRNA levels based on a queen's mating status. The transcriptome of drone semen was analyzed for comparison. Samples from three individual bees were independently analyzed for mated queen spermathecae and virgin queen spermathecae, and three pools of semen from ten drones each were collected from three separate colonies. In total, the expression of 11,233 genes was identified in mated queen spermathecae, 10,521 in virgin queen spermathecae, and 10,407 in drone semen. Using a cutoff log₂ fold-change value of 2.0, we identified 212 differentially expressed genes between mated and virgin spermathecal queen tissues: 129 (1.4% of total) were up-regulated

and 83 (0.9% of total) were down-regulated in mated queen spermathecae. Three genes in mated queen spermathecae, three genes in virgin queen spermathecae and four genes in drone semen that were more highly expressed in those tissues from the RNA sequencing data were further validated by real time quantitative PCR. Among others, expression of Kielin/chordin-like and Trehalase mRNAs was highest in the spermathecae of mated queens compared to virgin queen spermathecae and drone semen. Expression of the mRNA encoding Alpha glucosidase 2 was higher in the spermathecae of virgin queens. Finally, expression of Facilitated trehalose transporter 1 mRNA was greatest in drone semen. This is the first characterization of gene expression in the spermathecae of honey bee queens revealing the alterations in mRNA levels within them after mating. Future studies will extend to other reproductive tissues with the purpose of relating levels of specific mRNAs to the functional competence of honey bee queens and the colonies they head.

I reiterate the sense of gratitude that I have for all of you and your support. May this year be brighter, more hopeful not just in terms of everyone getting vaccinated for COVID-19 and surviving the pandemic, but also in terms of experiencing healing and compassion with everyone. As always, for up-to-date information regarding our program, or for new and interesting posts regarding bees and beekeeping, please visit us on Facebook at <https://www.facebook.com/TAMUUhoneybeelab>.





Monthly
series!

At Home Beekeeping Series

Distance Learning for Beekeepers

We're offering beekeepers the chance to attend virtual meetings from the comfort of one's own home using a computer or mobile device. Each event will bring participants up to date on timely beekeeping topics. Time for Q&A included.

ALL ARE WELCOME! IT'S FREE!

- Jan 26: The honey bee colony's year, with *Jamie Ellis*
- Feb 23: Understanding and integrating honey bee nutritional ecology into beekeeper practices, with *Pierre Lau*
- March 30: Behavioral resistance to Varroa, with *Jennifer Tsuruda*
- April 27: Biology and management of swarms, with *Mike Goblirsch*
- May 25: Working with mosquito control to protect bees, with *Kristen Healy*

Last Tuesday
of the month

6:30 – 7:30 pm
Central Time

Watch via Zoom Webinar
<https://auburn.zoom.us/j/904522838>

or Facebook Live: <https://www.facebook.com/LawrenceCountyextension/>

Questions? Email Allyson Shabel ams0137@aces.edu

Our institutions are equal opportunity educators and employers. Everyone is welcome!
See our efforts: [ACES](#) | [Auburn](#) | [Florida](#) | [Georgia](#) | [Louisiana](#) | [Mississippi](#) | [Tennessee](#) | [Texas A&M](#) | [USDA](#)

THE IMPACT OF COVID-19 ON BEEKEEPERS IN TEXAS AND LOUISIANA

The Texas A&M Honey Bee Lab is conducting a survey to better understand how the Covid-19 pandemic has impacted beekeepers in Texas and Louisiana over the course of 2020-2021.

Beekeepers of all experience levels are invited to participate.

LINK TO THE GOOGLE FORM SURVEY:

https://docs.google.com/forms/d/e/1FAIpQLSf_kjLz4FKeIOvdsehXYqL3Z6EgAwIBDJFBb9nmKeFSQJZqAng/viewform

QR CODE TO THE GOOGLE FORM SURVEY:



PLEASE FEEL FREE TO
SHARE THIS FLYER WITH
ANY BEEKEEPERS WHO
MAY BE INTERESTED IN
PARTICIPATING.

IF YOU HAVE ANY QUESTIONS OR COMMENTS
REGARDING THIS SURVEY, CONTACT US AT:
TAMUHONEYBEESURVEY@GMAIL.COM



WHERE TEXANS GET

BEEES

AND BEEKEEPING SUPPLIES

- Weaver Buckfast & Italian Queens
- 3# Package Bees
- 1 Story Established Colonies
- 4-Frame Nucs
- Beekeeping Supplies
- Beekeeping Classes



SHOP RWEAVER.COM OR VISIT OUR STORE



SHIPPING & PICKUP AVAILABLE

Store Hours


M - F 8am - NOON & 2pm - 4pm

Saturday: 8am - 2pm (April Only)

R.WEAVER APIARIES

16495 C.R. 319, Navasota, TX 77868
(936) 825-2333 | www.RWEAVER.com

Taking Care of Bees-ness Since 1888



TEXAS BEE SUPPLY

**FAST
FREE
SHIPPING**
ON ORDERS OVER \$50

HUNDREDS OF ITEMS AVAILABLE!

NOW OPEN:

**351 CR 6243
Dayton, TX 77535**

(800) 356-4229
www.texasbeesupply.com

**14665 CR 633
Blue Ridge, TX 75424**

Update from Texas Apiary Inspection Service

from Mary Reed, Chief Apiary Inspector

Greetings Texas beekeepers!

I would like to first wish all of you a happy New Year! I hope you had a wonderful holiday season and are off to a good start this year. Since we are all starting off on a fresh note, I'd like to use this article to provide a little background on the Texas Apiary Inspection Service and what our primary role is. We have interacted with quite a few of you in the past, but I'm sure we haven't had the pleasure of meeting the majority of you, thus I'd like to provide a brief introduction.

The Texas Apiary Inspection Service was established in 1910 due to legislation that was created to control American Foulbrood (AFB). AFB is considered one of the most destructive honey bee diseases, and at the time of TAIS's creation it was widespread. The inspection service was successful in its efforts at controlling and suppressing the disease, and today we have very few cases reported each year. Although this disease is currently not as prevalent as it once was, I always encourage beekeepers to understand and learn to recognize the disease just in case symptoms start to develop in their hives. You can find more information about AFB on our website under the "For Beekeepers" section (<https://txbeeinspection.tamu.edu/american-foulbrood/>). To this day, foulbrood is the only disease that TAIS regulates, so if you suspect an infection in your hives you are required to report it to our office.

Ever since its inception, TAIS has been housed under the Texas A&M University system. We currently have four inspectors that conduct inspections throughout the entire state. Our primary role is to mitigate the spread of honey bee pests and diseases, with a main focus on foulbrood disease. We primarily conduct inspections on migratory and commercial beekeeping operations, but we will cater to smaller scale operations if requested. The cost of an inspection is \$75, which also provides the beekeeper with a Certificate of Inspection that is valid for one year from the inspection date. If you would like to have an inspector come out to your hives, you can either email or call our office and we will work with you to set up a date and time to come out and visit (tais@tamu.edu; 979-845-9713).

Since we cater to the beekeeping industry of Texas, we get many questions from beekeepers on what requirements they need to fulfill in order to keep bees in this state. Five questions in particular stick out in my mind as "frequently asked questions":

1.) Do I need to register?

Under the current beekeeping laws apiary registration is voluntary. There are some exceptions however, which include whether your county requires it for Ag valuation, you are conducting bee removals without a pest control license, or you are participating in the Texas Master Beekeeper Program. Otherwise, a beekeeper is not required to register with our office.

2.) Do I need to brand my beekeeping equipment?

The current beekeeping laws require a beekeeper to identify their colonies by either marking them with the beekeeper's name and contact information or with a brand number issued

by TAIS. Hives must be marked on one or two ends of the hive. A beekeeper is not required to mark any other beekeeping equipment, unless they wish to do so. The brand number issued by TAIS is a unique identifying number assigned to each beekeeper. This number is only known by TAIS and the beekeeper, and is not publicly shared. Some beekeepers like having a brand number so they can discreetly identify their hives without advertising their name and contact information.

3.) What steps do I need to take if I'm going to sell queens/bees?

If you are planning to sell bees or queens, you are not required to be inspected by our office. However, you are required to provide your customers with a signed health affidavit that states you have not been inspected by TAIS but you believe your bees to be free of disease. As an alternative, you can request an inspection from our office and provide your customers with a copy of the Certificate of Inspection we issue.

4.) When do I need an Intrastate Permit?

An Intrastate Permit is required if you are transporting hives across county lines in Texas, even if it is a one-time movement. The beekeeper who will be transporting the hives is the one who will need to apply for and receive the permit. If you will be crossing multiple counties while traveling from your pick-up location and your final destination, you do not need to list those in between counties on the application. Rather you only need to list your starting county and your arrival county. Additionally, if you own 12 or fewer colonies, you are still required to apply for this permit, but you are exempt from paying the \$35 fee. This is an annual permit, meaning it will cover your cross-county moves from September 1st to August 31st of the following year.

5.) What is a Bee Removal Transportation Permit?

This permit is the twin sister to the Intrastate Permit. This is a movement permit that allows for transporting bees across county lines. It is not a bee removal license. The reason this is a separate permit from the Intrastate permit is because it allows TAIS to generate the Bee Removal list on our website (<https://txbeeinspection.tamu.edu/bee-removal/>). In order to apply for this permit a beekeeper must also be registered with our office. This is a requirement under the Texas Structural Pest Control law (Chapter 1951), which provides an exemption for beekeepers conducting bee removals. Under this law beekeepers are not required to have a pest control license in order to conduct bee removals, however they are required to register with TAIS. This is also an annual permit that is valid from September 1st to August 31st of the following year.

These five questions only capture some of the questions we help beekeepers with, so if you have any additional questions for us, please don't hesitate to reach out to our office.

Before I close out my article, I have one final announcement I'd like to make. The Spring 2021 Texas Master Beekeeper exam day is scheduled for Thursday, April 22nd, 2021 to Saturday, April 24th, 2021. This exam session will be held virtually again, which allows us to hold it over several days. We will be holding exams for the Apprentice, Advanced, and Master levels. If you are interested in participating, more information can be found on the program's website (<https://masterbeekeeper.tamu.edu/>) and online registration opens Monday, February 22nd, 2021 (<https://masterbeekeeper.tamu.edu/2021-spring-exam-registration/>). If you have any questions about the program, please contact either myself (mary.reed@tamu.edu) or Lance Wilson (lance@beekeepinghelp.com).

As always, if you have any questions, concerns, or a good beekeeping story you can reach us via email or phone (tais@tamu.edu; 979-845-9713). I hope you continue to have a great start to the year and that we hear from you soon!

Happy Beekeeping!



Borntrager Bee Farm

4036 Gaitan Lane, Beeville, TX 78102
(361) 362-3283
(361) 362-3281

	1-24	25-99	100 up	
5 Frame Nuc	\$175	\$160	\$145	
Single Starter Hive with 5 Frames of Bees	\$225	\$210		
	1-9	10-24	25-99	100 up
Queens	\$25	\$23	\$21	\$20
Virgins		\$10		
Queen Cells		\$3		

In Memoriam



How does someone write a piece about a Man that affected so many lives in such a short period of time? I guess the best way to do so is to speak from the heart and make it meaningful and true, just the way he was.

Todd Ellison was not only a work associate of many but most importantly, in the world of Trucking, a Voice of Reason and common sense. Those characteristics and traits of a Man so willing to give of himself blossomed into a friendship that was exactly the very core and essence of who Todd was and will remain for many whom had the honor of knowing him.

Todd became ill just shortly before Thanksgiving of 2020 and was hospitalized just a couple of days after his diagnosis of contracting the Coronavirus. Despite the efforts and the true heroic fight Todd put up, it just wasn't enough. His passing was a deep blow and developed a void for all who knew him.

Todd along with his wife Sharla were avid Bee Keepers and always were willing to share their experiences and knowledge for a hobby they both loved and enjoyed. The passion and the care was always evident and the end product produced reflected just that.

As a Memorial and tribute to Todd, please accept this donation towards a Scholarship to a deserving young inspired individual who has the desire and passion to learn all they can in the field of Bee Keeping.

Todd was special in so many ways, and just like the Bees, his fruits of his labor and love of his craft will endure, now and always. God's peace my friend.

Butch&Debbie.

Chris& Suzanne

Renew your Membership, or Join Us.

www.texasbeekeepers.org

If you change your address or email please contact

Shirley Doggett at *sdoggett@mindspring.com*

or call (512) 924-5051

Look for the Honey Locator and Events Calendar



TEXAS BEE SUPPLY

**FREE
SUPPORT
AFTER
PURCHASE!**

Pick up at our DFW & Houston stores!

TX5000™ & GOLDEN CORDOVAN™ BEES

AVAILABLE FOR PREORDER NOW!



**TX5000™
HIVE**

NEW Woodenware

\$359 ea



**TX5000™
NUCS**

\$229 ea



**GOLDEN
CORDOVAN™**

\$259 ea



**MARKED
QUEENS**

\$39 ea

Complete Hive

- Screened Bottom Board
- TX5000™ Bees & Queen
- New Equipment
- 7 Day Guarantee
- Bred for VSH

TX5000 Nuc™

- 5 Frame Pro Nuc Box
- Tough as Texas
- Flexible Pick Ups
- 7 Day Guarantee
- Bred for VSH

Golden Cordovan Nuc™

- 5 Frame Pro Nuc Box
- Ultra Gentle Bees
- Flexible Pick Ups
- 7 Day Guarantee
- Bred for VSH

Marked Queens

- Always Marked
- Italian/Carnolians
- Flexible Pick Ups
- Tough & Gentle
- Bred for VSH

See more information at www.texasbeesupply.com

BOOK YOUR HIVES & QUEENS NOW!



TEXAS BEE SUPPLY

www.texasbeesupply.com | (800) 356-4229

**Healthy
Hive Guarantee**
**7 Day Moneyback
Guarantee**

In Memoriam: Curtis (Pete) Eugene Meier

Curtis (Pete) Eugene Meier

of Paris, Texas passed away at 11:45 on December 11, 2020 at Paris Regional Hospital. Curtis was just 9 days from celebrating his 90th birthday.

Curtis was well known in the beekeeping industry with many great friends and customers. He began his passion for beekeeping as a child. After working 10 years for the railroad in Taylor, Texas, he moved his young family to Paris and began working as branch manager for *Dadant & Sons Beekeeping Supply Company*. It was his pleasure to serve beekeepers throughout Texas and the adjoining states and was often invited to speak at conferences. He loved working for Dadant and retired in 2004. While working at Dadant, he built his own beekeeping company with thousands of hives scattered throughout Texas. In 1985 he was awarded *Texas Beekeeper of the Year* by the *Texas Beekeepers Association*. In 2004, he was recognized for his contributions to the beekeeping industry 1958-2004. He was also involved in starting the first honey booth at the *State Fair of Texas*. His contributions to the beekeeping industry cannot be measured.

Curtis loved the outdoors and took his family on camping vacations to

Arkansas every year. His favorite hobbies included traveling, golf, barbecuing, fishing, bird hunting and deer hunting. He built a ranch in Mason, Texas with his older brother, Fritz. He treasured and shared the ranch with his family and many friends. The annual Thanksgiving gatherings is a cherished time for the Meier family. He loved the serenity of the hill country and the view while sitting on the porch in the morning and evening. He would still make the 6+hour drive at the age of 89 (even alone) just to spend time there.

Curtis was baptized and confirmed at the St. Paul Lutheran Church in Taylor, Texas and belonged to the Beautiful Savior Lutheran Church in Paris.

He was preceded in death by his parents, Edwin and Lena Meier, his wife and the mother of his children, Joyce Meier, his wife, Deana Settles and his 6 siblings.

Curtis is survived by his wife, DeEtte Cobb Meier and his children, Vickie Noles, Kathie Woodard and husband Randy, Russell Meier and wife, Delloise. Also his grandchildren Aimee Cobey and husband Stephen, Chris



Noles and wife Becky, Kim Adams and husband Rich, Ryan Nelson, Britney DiFulgentiz and husband Bobby, Chase Woodard and Jodie Edelhauser, Chance Woodard, Austin Meier and 14 great grandchildren. He is also survived by DeEtte's children: Carla and Bill Coleman, Missy and Joe Cobb, Margaret and Robert Cobb, Deanna and Richard Cobb and their children and grandchildren, all of whom loved Curtis very much.

Curtis was laid to rest on Thursday, December 17th at the Evergreen Cemetery. In lieu of flowers, the family has requested that donations be made to the Beautiful Savior Lutheran Church.



Steve Coplin - Coplin Bee Farms - Algoa, TX and **Curtis Meier** on one of their many hunting trips to Cotulla and to Curtis's ranch in Mason

I know a lot of the members of TBA (today) never got the opportunity to meet or to know Curtis Meier, former manager of *Dadant Beekeeping Supply*, Paris, Texas Branch and long time supporter of TBA. He was my friend and hunting buddy for about 50 years. He got up every morning at 4:30 to cook breakfast for the 5 or 6 commercial honey producers in our hunting party and even at almost 90 years old was still taking care of the hunters on his ranch in Mason. On his way to the lease in south Texas in Cotulla, he would bring a truck and trailer load of bee supplies to deliver to the local beekeepers in the area. Over the years, a lot of the beekeepers had passed on. With the widows and ranch owners concerned about forgotten bees left on the property, Curtis would take on the task of removing and relocating them. Since most were dilapidated by father time or Africanized, we would burn them on the spot. Even though it would sometimes take a week or so to make the property safe, he never needed anything more than a thank you. That's the kind of guy he was! After retirement, Curtis enjoyed traveling in his motorhome and spending time with friends. He would stay a few days with us on his way to the valley. I am grateful for the time I got to spend with him.

Steve Coplin

Coplin Bee Farms - Algoa, TX



A.J. Fucik - English Honey Company. El Campo, TX
Curtis "Big Buck" Meier
Randy Johnson - Johnson Honey Company - Paris, TX;
Steve Coplin - Coplin Bee Farms - Algoa, TX



*Next year I'm going to
 get this buck's Drampus
 Big Buck Meier*

I'm sure all who knew him well through beekeeping and Dadant, hunting and his Church will agree that Curtis was a great man. When we went to the camp we went to church on Sundays. He loved to cook for his guests at the camp and would BBQ with mesquite, watching the fire for an hour 'till the coals were just right. We will miss him dearly.

Steve Bernard

Bernard Apiaries - Breaux Bridge, LA

He was a friend, fellow beekeeper, mentor, hunting buddy and like a father to me. Life won't be the same without him. Loved him and his family.

Randy Johnson

Johnson Honey Company - Paris, TX

Tribute to Curtis Meier

If I was at the first *Texas Beekeepers Association* meeting that Curtis Meier attended in 1958, I was most definitely still in someone's arms and still soiling diapers. Even though Curtis was just introducing himself as the new Dadant Branch manager, he was already known to my dad and uncle who had bought bees from him in 1950 at Taylor. In his remembrance of G.C....published in this journal in 2008...Curtis recalled that '58 convention...how G.C. introduced him to the people he would spend the four and half decades serving. Curtis took it from there. The rest of what we all know of Curtis Meier was learned directly from him. We learned from his wholehearted, enthusiastic, and generous-to-a-fault engagement with us in our professional and personal lives.

I cannot count all the burgers, fries, and Dr. Peppers I ate at Tuc's Drive-In in Rogers listening to Curtis and G.C.—who was a perennial Dadant dealer for Curtis—talking business, family, cattle, and life in general. What I remember as much as my love for that 10 oz. bottle of Dr. Pepper is the broad smile and steady upbeat nature of Curtis Meier. I was fortunate enough to do business

directly with Curtis for ten years before his retirement from Dadant. If he was at the plant when I went to Paris he always stopped to unload wax, reload supplies, or just to visit a few minutes in his office. (Coffee, no Dr. Pepper) Curtis always treated me like I mattered...just like he did everyone! It is the greatest tribute I can give to a man who otherwise did so much for the Texas beekeeping industry to say that his greatest achievement in life besides his family and his faith is that he did so much for so many for so long that we can say that we knew his heart... and that it was pure gift to know him and be counted among his multitude of friends.

Some twenty years ago, when TBA ran low on qualified folks to award their Beekeeper of the Year, I was honored to receive it. I was equally honored that Curtis Meier presented the award at the banquet. I was thankful that my parents were there to hear the generous things he said about me. Dad appreciated it and Mom wanted to believe it. That was classic class Curtis. Always giving. Always smiling. That is the way he will always be in our memories.

Clint Walker III

Walker Honey Co. - Rogers, TX

Varroa Mite IPM Treatment

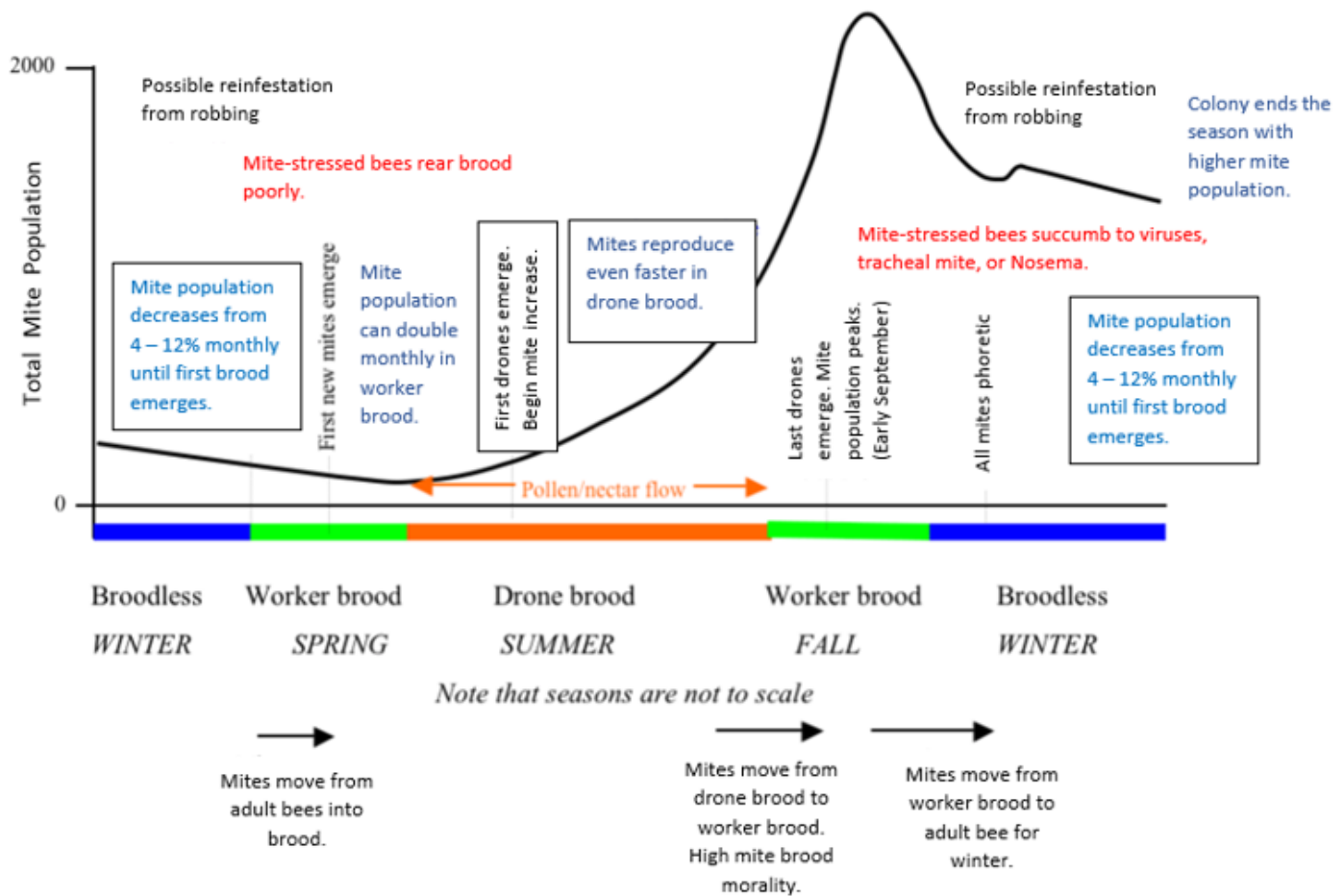


Varroa mites (*Varroa destructor*) are tiny red-brown external parasites of honey bees. It attaches to the body of the bee and weakens the bee by sucking fat bodies.



The Varroa mite is capable of infecting honey bees with numerous viruses. I believe that the eventual colony breakdown and collapse of a Varroa infested hive, resulting in poor honey development, loss of coordinated social behavior and rapid bee de-population, **is** an effect of multiple viral infections caused by Varroa mites.

Varroa Mite Growth Cycle



A mite infested colony makes less honey and might not survive one season, without treatment.

Integrated Pest Management Tactics Used for Mite Elimination

1. Varroa Sensitive Hygiene (VSH) bees can recognize and remove mite-infested pupae. Bees are always grooming them off their bodies and harassing them. This action helps rid the colony of overwintering mites and slows mite buildup in the spring by keeping the individual mites from breeding multiple times. Resistant bees rip out the worker pupae if mites try to reproduce on them. This keeps baseline mite buildup in worker brood to a minimum. **We can select for strong Varroa Sensitive Hygiene genetics.**

2. Small cell comb Bees tend to build comb from smaller hexagons that are 4.9 mm in size. Some research shows that mite numbers decrease as cell size decreases because a shorter post-capping period in a smaller cell translates into fewer varroa mites produced in each cell.
3. Brood break A brood break in the colony can significantly impact the number of available brood cells for mite reproduction. This break can be accomplished by caging or removing the queen from the colony for approximately 3 weeks. During that time, all of the brood hatches, so the mites are forced out of the cells and onto adult bees. This approach on its own, or in combination with a chemical treatment, can affect varroa mite population growth. In addition, adult bees increase grooming behavior in the absence of brood which can help decrease mite numbers in the colony, especially in combination with a screened bottom board.
4. Mite trapping Drone brood removal takes advantage of the mites' preference for drone brood for reproduction, using them as a trap. Varroa mites have higher reproductive success in drone brood than in worker brood due to the longer post-capping period. In addition, the period of attractiveness, (fatty acid methyl esters) of drone brood is 40-50 hours, as opposed to only 15-30 hours in worker brood. Studies show these reproductive advantages of drone brood results as a 6-fold increase in mites found under the cappings of drone cells than under worker cells. Adding drone comb to a colony encourages drone production that acts as a trap for mites. Removing that comb prior to drone emergence effectively removes the varroa mites reproducing in the cells.

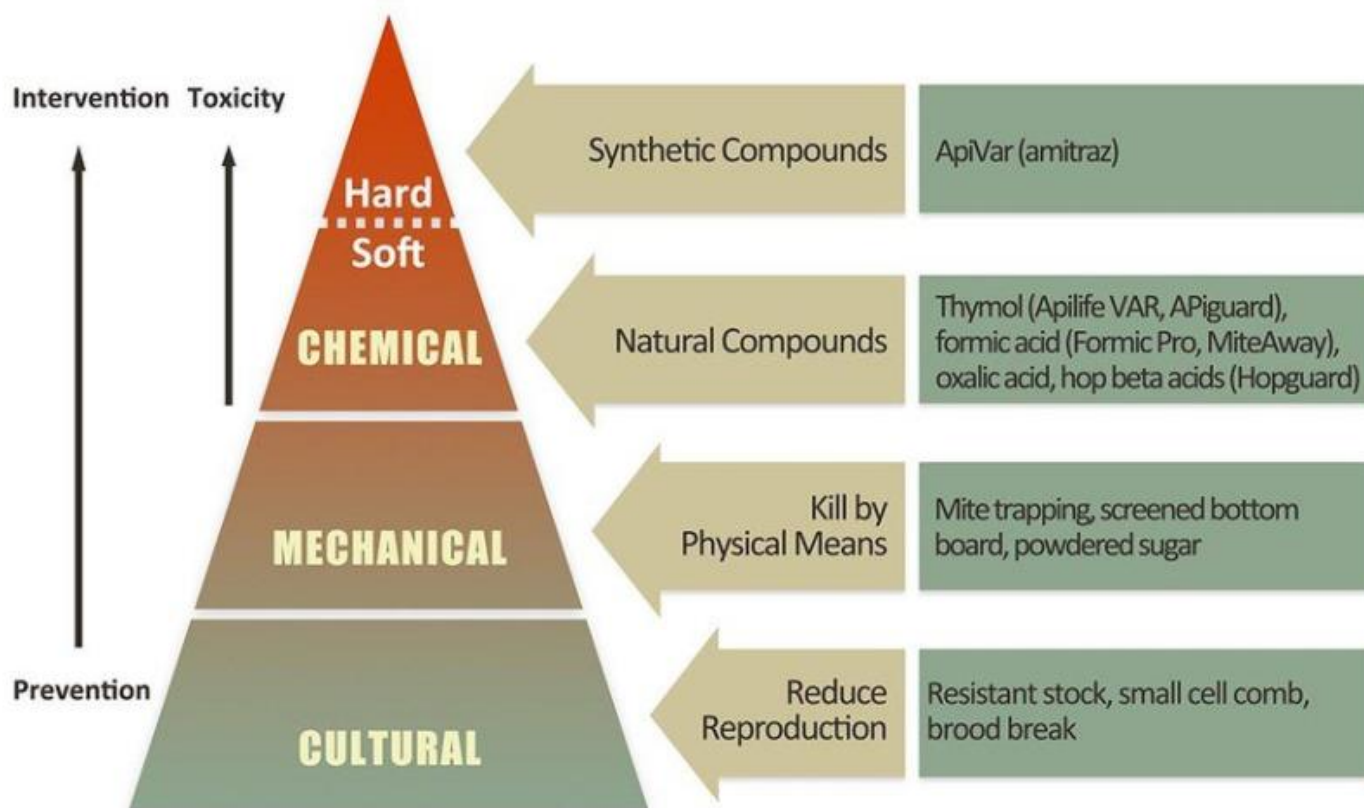


5. **Screened bottom board** Mites naturally fall off of bees as a result of movement within the colony and honey bee grooming behavior. If a screened bottom board, rather than solid wood one is used, mites fall onto the ground and are less likely to climb back onto the bees. Mite loads can still reach economic thresholds in hives with screened bottom boards, so this physical method to control varroa must be used in combination with other control techniques.



6. **Powdered sugar** Sprinkling or applying powdered sugar on bees can serve as a method for mite control as this stimulates grooming behavior, resulting in more mites collected on bottom boards. This treatment will not likely control the mite population on its own, but it can be used to increase mite drop in combination with screened bottom boards.

7. **Oxalic acid** Oxalic acid is a naturally occurring compound found in plants, such as rhubarb, kale, beets, and spinach. As a chemical for mite control, oxalic acid can be used as a vapor. Because it does not penetrate the cappings, oxalic acid is most effective during broodless periods making it a useful component to an integrated varroa control program as a winter or early spring method.



As an IPM approach, beekeepers should heavily rely on cultural and mechanical practices for mite control before using soft or hard chemicals.

References: Underwood, R. PHD, & Lopez-Urbe, M. PH.D., Methods to Control Varroa Mites: An Integrated Pest Management Approach, Retrieved from: <https://extension.psu.edu/methods-to-control-varroa-mites-an-integrated-pest-management-approach>



Bruce Ford is the president of the Fayette County Beekeepers Association and an active member of Colorado County Beekeepers Association, Central Texas Beekeepers Association and Texas Beekeepers Association. As a Texas raised naturalist, Bruce is passionate about bird, butterfly and wildlife habitat development. He consults and mentors Texans on wildlife habitat management plans and permaculture homestead design planning.



*We write over 88%
of the Beekeepers
in the program
Nationwide.*

BEEKEEPING **INSURANCE SERVICES**

APICULTURE INSURANCE PROGRAM **A Specialized Program for Beekeepers**

Available Nationwide

Offering All Forms of Insurance Including:

- * **USDA Apiculture**
- * **Property**
- * **General Liability**
- * **Automobile**
- * **Life Insurance**
- * **Home & Farm Insurance**

We are Proud Members & Sponsors of:

- * **American Beekeeping Federation**
- * **California State Beekeepers Association**
- * **Michigan Commercial Beekeepers Association**
- * **Montana State Beekeepers Association**
- * **South Dakota Beekeepers Association**
- * **Tennessee State Beekeepers Association**
- * **Wisconsin Honey Producers Association, Inc.**
- * **American Honey Producers Association**
- * **Florida State Beekeepers Association**
- * **Minnesota Honey Producers Association**
- * **North Dakota Beekeepers Association**
- * **Texas Beekeepers Association**
- * **Washington State Beekeepers Association**

Kevin Rader: Buzzus@beekeepingins.com
www.beekeepingins.com
888-537-7088

You Know Bees. We Know Beekeepers Insurance.

Your
TRUSTED ADVOCATE
for
**BEEKEEPING
OPERATIONS**
Large and Small

- ★ Licensed in more than 40 states
- ★ Customized coverage for all areas of your business

National Agent of Choice for the
American Beekeeping Federation

 **Trusted Choice®**
Independent Insurance Agent

**TEXAS INSURANCE &
FINANCIAL SERVICES, INC.**

800-541-9849 • www.txins.com

Contact us today to schedule your FREE insurance review.

Specialty Licence Plate



Please Help Our Honey Bees

**Get your specialized license plate
from the DMV**

Available September 1st 2020



**\$22 of the License Fee will go
directly to the Texas Honey
Bee Education Association**

Listing of Local Beekeepers' Associations in Texas with TBA Delegate and Regular Meeting Information Shown for Each

Please forward any changes and/or additions to
Leesa Hyder, Executive Secretary, execsec@texasbeekeepers.org

Alamo Area Beekeepers Association

Rick Fink - (210) 872-4569

president@alamobees.org

www.alamobees.org

Meetings: 3rd Tuesday on odd # months

Helotes Ind. Baptist Church

15335 Bandera Rd., Helotes at 7 pm

Austin Area Beekeepers Association

Dodie Stillman - (512) 560-7550

austinareabeekeepers@gmail.com

facebook.com/groups/Austin/AreaBeekeeperAssociation

www.meetup.com/Austin-Urban-Beekeeping/

Meeting: 3rd Monday of each month at 7pm

Frank Fickett Scout Training and Service Center

12500 N I-35, Near Parmer Lane, Austin

Bees in the East Club

Mark de Kiewiet (210) 863-8024

beesintbeeast@att.net

Meetings 4th Saturday of each month at 10am

Water Garden Gems, 3230 Bolton Road, Marion,

Bell/Coryell Beekeepers Association

Charles McMaster (703) 624-1337

bellcoryellbeeclub@gmail.com

Meetings: 3rd Tuesday of each month (except December) at

Refuge Ministries, 2602 S. FM 116, Copperas Cove - 7pm

Big Country Beekeepers Association

Ken Hobbs - (325) 665-4045

paniolobee@icloud.com

Meetings: 3rd Tuesday of each month except December at 6:30pm

Ben E Keith Company Beverage Distributors (Budweiser Co.)

2141 Cottonwood St, Abilene

(entrance on Cottonwood St next to flagpole)

Brazoria County Beekeepers Association

Steve Brackmann - (832) 884-6141

stevenbrackmann@yahoo.com

bcba@brazoria-county-beekeepers-association.com

www.brazoria-county-beekeepers-association.com

Meetings: 2nd Monday of each month

Brazoria County Extension Office, 21017 CR 171, Angleton at 6:45 pm

Brazos Valley Beekeepers Association

Nathan Krueger - (979) 324-1160

info@bvbeeks.org

www.bvbeeks.org

Meetings: 3rd. Tuesday of each month (except Dec.)

First Christian Church, 900 S Ennis St., Bryan from 6pm

Caddo Trace Beekeepers Association

Terry Wright - (903) 856-8005

tcwright7021@yahoo.com

Meetings: 2nd Monday of each month

Titus County Agrilife Ext. Bldg., 1708 Industrial Rd., Mount Pleasant at 7 pm

Caprock Beekeepers Association

Victoria Watts - (806) 392-2355

mystique175@att.net

Meetings: 3rd Thursday of each month at 6:30 pm

Freeway Bible Chapel, 5507 Marsha Sharp Freeway, Lubbock 79407

Central Texas Beekeepers Association

Michael Kelling - (979) 277-0411

CentralTexasBeekeepers@gmail.com

www.centraltexasbeekeepers.org

Meetings: Monthly on the 4th Thursday (except November and December)

Washington County Fairgrounds, 1305 E Bluebell Rd., Brenham at 7pm

Chisholm Trail Beekeepers

Scott Zirger (682) 385-0008 or (510) 301-5796 (cell)

scott@zirger.us or chisholm-trail-beekeepers@googlegroups.com

Meetings: Last Monday of each month

United Cooperative Services, 2601 S Burleson Blvd, Burleson

Collin County Hobby Beekeepers Assn.

John (Skip) Talbert (706) 761-7893

president@cchba.org

www.cchba.org

Meetings: 2nd Monday of each month at 6:30 pm

Collin College Conference Center, (Central Park Campus)

2400 Community Dr., McKinney

Colorado County Beekeepers Association

David Behlen (832) 230-5740

coloradocountybeekeepers@gmail.com

Meetings: 2nd Thursday of each month at 6:00 pm

316 Spring Street, Columbus

Comal County Beekeepers Association

Julie Morgan - (210) 475-2924

e.julie.morgan@gmail.com

Meetings: 1st Thursday of each month

Beefy's on the Green Restaurant, upstairs room

12910 US Hwy 281N at 6:30 pm

Concho Valley Beekeepers Association

Rex Moody - (325) 650-6360

cvbeekeeper@gmail.com

Meetings: 3rd Tuesday of each month Jan-Nov at 6:30 pm

Texas A&M res. & Ext. Center, 7887 US Hwy 87 N, San Angelo

Deep East Texas Beekeepers Association

Ellen Reeder - (337) 499-6826

ellenswartz@sbcglobal.net

Denton County Beekeepers Association

Gary Barber - (972) 768-5505

board@dentonbees.com

www.dentonbees.com

Meetings: 2nd Tuesday of each month at 6:30 pm

Please see calendar for location

Dino-Beekeepers Association

Chip Hough (817) 559-0564

dino-beeclub@hotmail.com

www.dino-bee.com

Meetings: 2nd Tuesday of month at 6:30 pm

Glen Rose Citizens Center, 209 SW Barnard St., Glen Rose

East Texas Beekeepers Association

Richard Counts - (903) 566-6789

dick.counts4450@gmail.com

www.etba.info

Meetings: 1st Thursday of each month at 6:45 pm;

Whitehouse Methodist Ch., 405 W Main (Hwy 346), Whitehouse

Elgin Area Beekeepers Association

Jerry Lee - (917) 710-6072

elginbeekeepers@gmail.com

Meetings: 2nd Tuesday of the month at 7 pm

Various Locations

Elm Fork Beekeepers Association

Jan Hodson - (940) 637-2702

janrhodson@gmail.com

Meetings: 3rd Thursday of each month

The VFW Hall, 3332 North Grand Ave, Gainesville

Erath County Beekeepers Association

Kay Purcella - (325) 330-0745

kaysyellowrose@hotmail.com

Meetings: 3rd Monday of each month, Texas Agrilife Research and Extension Center, 1229 N US Hwy 281, Stephenville at 7pm

Fayette County Beekeepers Association

Mike Mathews (713) 805-9673

mmathews324@gmail.com

Meetings: First Saturday of the month, Feb, April,

June, August, October and December at 5 pm

Fayette County Ag. Bldg., 240 Svoboda Ln., La Grange

Fort Bend Beekeepers Association

Lynne Jones - (713) 304-8880

info@fortbendbeekeepers.org

Meetings: 2nd Tuesday of each month (except December) at 7:30 pm

Bud O'Shieles Community Center, 1330 Band Rd., Rosenberg

Fredericksburg Beekeepers Association

Joe Bader - (830) 537-4040

joebees@gmail.com

Meetings: Held on Zoom. Email *joebees@gmail.com* for information to join meeting.

Harris County Beekeepers Association

Jeff McMillin - (713) 203-6348

jefferylmc@yahoo.com

www.harriscountybeekeepers.org

Meetings: 4th Tuesday of each month at 7pm

Golden Acres Center, 5001 Oak Ave., Pasadena

Hays County Beekeepers Association

Nathalie Misserey (512) 699-0605

hayscountyba@gmail.com

Meetings: 3rd Wednesday of each month at

Vista Brewing, 13551 FM 150, Austin, TX 78737 at 6:30pm

Heart of Texas Beekeepers Association

Gary Bowles (254) 214-4514

gm.bowles@yahoo.com

Meetings: 4th Tuesday of each month (except Dec.) at 7 pm in Lecture Hall

MCC Emergency Services Education Center, 7601 Steinbeck Bend Road, Waco

Henderson County Beekeepers Association

Kathi Murphy-Boley (972) 467-5092

kdbmurphy@gmail.com

Meetings: 3rd Thursday of the month at 6:00 pm

Faith Fellowship Church, 5330 Highway 175, Athens, TX 75762

Hill County Beekeepers Association

Robin Sliva - (254) 205-0534

rs.plumleeplace@gmail.com

Meetings: 3rd Tuesday of the month at 6:30 pm

Hill County Courthouse Annex, 126 S Covington St., Hillsboro

Hopkins County Beekeepers Association

Jon Dalzell - Secretary, (214) 395-1730

dalzelljon@aol.com

Meetings: 3rd Thursday of the month at 6:30 pm

Hopkins County Agrilife Bldg., 1200 W Houston St., Sulphur Springs

Houston Beekeepers Association

Sandi Murray (713) 594-9273

info@houstonbeekeepers.org

www.houstonbeekeepers.org

Meetings: 3rd Tuesday of each month at 7:00 pm

Bayland Community Center, 6400 Bissonnet St., Houston

Houston Natural Beekeepers Association

Dean Cook

houstonnaturalbeekeepers@gmail.com

Meetings: Second Saturday of the month at 11 am

1702 Rothwell, Bldg C, Houston

Johnson County Beekeepers Association

Bruce Watts, Jr. - (817) 992-2294

bruce.jr@sbcglobal.net

Meetings: 2nd Tuesday of each month at 6:30 pm

2099 W FM 917, Joshua

Lamar County Beekeepers Association

Randall Childres - (903) 249-9105

lamarcoba@gmail.com

Meetings: 1st Thursday of the month at 6:30 pm

Lamar County Fairgrounds, Bldg B, 570 E Center St., Paris

Liberty County Beekeepers Association

Cameron Crane - (409) 658-3800

info@libertycountybeekeepers.org

www.libertycountybeekeepers.org

Meetings: 1st Tuesday of each month at 6:30 pm

Liberty Agrilife Extension Office, 501 Palmer Ave., Liberty

Longview Beekeepers Association

Myra Smith (903) 639-2910

Meetings: 1st Tuesday of each month at 6 pm

Texas Agrilife Extension Office, 405 E Marshall St., Longview

Marshall Beekeeping Association

Beth Derr - (936) 591-2399

marshallbeekeeping@gmail.com

Meetings: 2nd Thursday of each month at 5:30 pm

Cumberland Presbyterian Church, 501 Indian Springs Dr., Marshall

Montgomery County Beekeepers Assn.

Andy Knight - (281) 305-4072

mocobees@gmail.com

www.mocobees.com

Meetings: 3rd Monday of each month at 6:30 pm

Montgomery County Extension Office, Tom Leroy Education Bldg., 9020

Airport Road, Conroe

Northeast Texas Beekeepers Association

Rebecca Vaughan - (972) 841-3751

rebeccavaughan2@gmail.com

netbacantontexas@outlook.com

Meetings: 2nd Monday of each month at 6:00 pm

Canton Baptist Church, 303 South Athens St.,

Canton, TX 75103

Palo Duro Bee Club

Paige Nester - (806) 678-8048

nesterpaige@gmail.com

Meetings: 1st Thursday of each month

Creek House Honey Farm, 5015 4th Ave, Canyon

Pineywoods Beekeepers Association

Terry McFall - (409) 289-7387

tdmcfall@hotmail.com

Meetings: 2nd Thursday of each month at 6:30 pm

Lufkin/Angelina County Chamber of Commerce

1615 S Chestnut St. Lufkin (just off Loop 287)

Red River Valley Beekeepers Assn.

Larry Roderick (940) 237-2814

roderickwaterwells@gmail.com

Meetings: 3rd Tuesday of each month (except December) at 7pm

Bolin Science Hall Room 209, Mid West State University,

310 Taft Blvd., Wichita Falls

Rusk County Beekeepers Association

John Stewart - (903) 842-4433

jes.stewart@gmail.com

Meetings: Last Thursday of each month at 6 pm

Church of the Nazarene, 906 W Main St, Henderson

San Marcos Area Bee Wranglers

Gay Fraser (512) 264-2021

smabeeWranglers@gmail.com

Meetings: 2nd Thursday of the month 7:00 pm - 9:15 pm

Extra Meetings: 4th Thursday of the month, March, April, May 7:00pm

Pecan Park Riverside RV Park, 50 Squirrel Run, San Marcos

Southwest Texas Beekeepers Association

Cynthia Schiotis (210) 317-5596

swtexasbeekeepers@gmail.com

Meetings: 3rd Thursday of odd numbered months at 6pm

Sutton County Public Library, 306 E Mulberry St., Sonora

Temple Area Beekeepers Association

Jim Billings (254) 760-2053

holly21351@aol.com

Meetings: 2nd Thursday of each month at 7pm

Troy Community Center, 201 East Main Street, Troy

Texarkana Beekeepers Association

Sarah Clinesmith - (903) 277-2145

sarahaddie@aol.com

Meetings: 3rd Monday of each month at 6pm

Texarkana Public Library, 600 W 3rd St Texarkana

Texas Hill Country Beekeepers Association

Linda Williams - (830) 688-0560

texashillcountrybeekeepers@gmail.com

facebook.com/TXHillCountryBKAssn/

Meetings: 4th Tuesday of odd months at 6:30 pm

Schreiner University, 2100 Memorial Blvd, Kerrville

Travis County Beekeepers Assn.

Tanya Phillips - (512) 560-3732

traviscountybeekeepers@gmail.com

www.TravisCountyBeekeepers.org

https://www.facebook.com/groups/TravisBeeks/

Meetings: First Monday of the month at 7 pm

Zilker Botanical Gdns., 2220 Barton Springs Rd., Austin

Tri County Beekeepers Association

Erin Davis - (903) 389-3436

erin.davis@ag.tamu.edu

Meetings: 4th Tuesday of each month at 5:30pm

Sam's Restaurant, Fairfield, TX

Tyler County Bee Club

Scott Martin - (409) 283-4507

tcbclub16@gmail.com

Meetings: 4th Tuesday of each month at 6 pm

Nutrition Center, 201 Veterans Way, Woodville

Walker County Area Beekeepers Assn.

Larry Fuchs - (936) 661-0633

walkercountybeekeepers@gmail.com

Meetings: Last Thursday of each month at 7 pm

Walker Education Center, 1402 19th St., Huntsville

Williamson County Area Beekeepers Assn.

Gillian Mattinson - (512) 961-9955

gillmatties@gmail.com *www.wcaba.org*

Meetings: 4th Tuesday of each month at 7 pm (except December)

Georgetown Public Library, 402 W 8th St., Georgetown

Wise Texas Bee Club

Donny Johns - (817) 939-3249

info@wisetexasbeeclub.org

Meetings: First Thursday of the month at 6pm

Public Library, Bridgeport

Wood County Beekeepers Association

Bill Zimmer - (469) 222-3901

woodcountybeekeepers@gmail.com

Meetings: First Tuesday of every month at 7 pm

The Red Barn, 100 CR 4830, Winnsboro

Directors -at-Large

Area 1

Dodie Stillman

stillmandodie@gmail.com
1602 Blanchard Drive
Round Rock, TX 78681
(512) 560-7550



Area 4

Rebecca Vaughan

rebeccavaughan2@gmail.com
216 VZ CR 3805
Wills Point, TX 75169
(972) 841-3751



Area 2

Robin Young

robinyng@pwhome.com
13737 FM 1171
Northlake, TX 76262
(940) 765-2907



Area 5

Monica Siwiak

monicasiwiak@gmail.com
7023 Wheaton Hill Lane
Richmond, TX 77407
(281) 627-7700



Area 3

Charlie Agar

charles_agar@yahoo.com
861 Twin Oaks Drive
New Braunfels, TX 78130
(803) 708-8797



Area 6

Myra Smith

myras29@gmail.com
PO Box 37
Hughes Springs, TX 75656
(903) 639-2910



Texas Beekeepers Association

Chris Doggett, Editor
400 County Road 440
Thrall, TX 76578-8701
Phone: (512) 914-2794
ckdoggett@gmail.com

TBA Officers-2020



President

Ashley Ralph
ashley@primebees.com
3605 Midwest Drive
Bryan, TX 77802
(979) 777-2529

Vice-President

J J Swan
vp@texasbeekeepers.org
PO Box 150725
Austin, TX 78715
(512) 677-7404

Past President

Blake Shook
blake@desertcreekhoney.com
575 County Road 5010
Blue Ridge, TX 75424
(214) 886-6899

Executive Secretary

Leesa Hyder
execsec@texasbeekeepers.org
82 Sandpebble Drive
The Woodlands, TX 77381
(281) 460-0344

Publications Director

Chris Doggett
ckdoggett@gmail.com
400 County Road 440
Thrall, TX 76578
(512) 914-2794

Membership Director

Shirley Doggett sdoggett@mindspring.com
400 County Road 440, Thrall, TX 76578
(512) 924-5051



Picture from Lolita Bader